

VERSATILE ROLLER BLINDS FOR ANY INTERIOR WINDOW

CASSLITE® roller blinds are a versatile solution suitable for any interior window, from passenger and crew cabins to lounges, meeting rooms, restaurants, and more.

The fabric roller blind of **CASSLITE®** is encased in a protective anodised aluminium cassette with an optional inside recess side channel or guide cable and an aluminium bottom rail. It offers a wide range of options in fabric types, from heavy-duty blackout

to semi-transparent, each designed to meet your specific light-filtering requirements.

CASSLITE® is durable and stylish, designed to withstand heavy use, simple to install, and easy to operate.

With custom-made products, fast delivery, quality packaging, spare parts included as standard, excellent after-sales service, and a comprehensive 1-year Guarantee, you can't go wrong with **CASSLITE®**.



Benefits of **CASSLITE®** include:

- Suitable for many applications
- Easy to install and operate
- Flame retardant and type approved, ensuring safety and reliability.
- Choice of style
- 1-year guarantee
- Free spare parts with every order



Sectors
Specific



FIND OUT MORE:

📍 7 Waldridge Way, Simonside East Industrial Park, South Shields, NE34 9PZ, UK

✉ sales@solasolv.com 🌐 www.solasolv.com ☎ +44 191 454 8595   Follow us



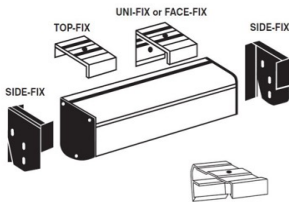
VERSATILE ROLLER BLINDS FOR ANY INTERIOR WINDOW

FABRICS

A large selection of Flame Retardant fabric types and colours are available. Standard ranges include the following:

- **Blackout Fabric** – 67 % PVC, 24% Fibre Glass, 8% Adhesive France-M1 Fire Classification. Easily cleaned with soap and water. Available in 6 standard colours:- Navy Blue, Cream, Ecru, White, Grey and Black. Other colours available on request.
- **Lyverscreen® Fabric** – Open weave fibreglass with flameproof vinyl coating, very versatile and easily maintained. Variations in the weave openness allow various degrees of outward visibility. 3 standard colours including White\Sand, White\Grey and White\Pearle. Other colours available on request.
- **Polyester** – 100% Polyester fabrics are available in 3 standard plain colours. Denim, Ivory and Caramel. Other colours available on request.

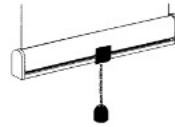
FIXINGS



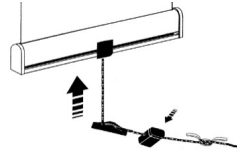
Please Note:
Angled brackets can be used if necessary and are available on request

TYPES OF OPERATION

Self lock spring



Constant tension spring centre pull



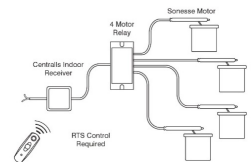
Double pulley bottom rail
Constant tension spring.
Ideal for sloping windows.



Left or right hand side chain clutch



Electric by remote control, group control and / or local individual control – ideal for blinds that are difficult to access.



DIMENSIONS (MM)

Type of Operation	Max Width	Max Drop	Min Width	Min Drop
Constant Tension Spring	3500	3500	450	250
Side Chain Clutch	3500	3500	325	250
Lo Vo Electric	1500	2200	400	250
Hi Vo Electric	3500	3500	600	250

FIND OUT MORE:

📍 7 Waldridge Way, Simonside East Industrial Park, South Shields, NE34 9PZ, UK

✉ sales@solarsolve.com 🌐 www.solarsolve.com ☎ +44 191 454 8595 📱 Follow us

